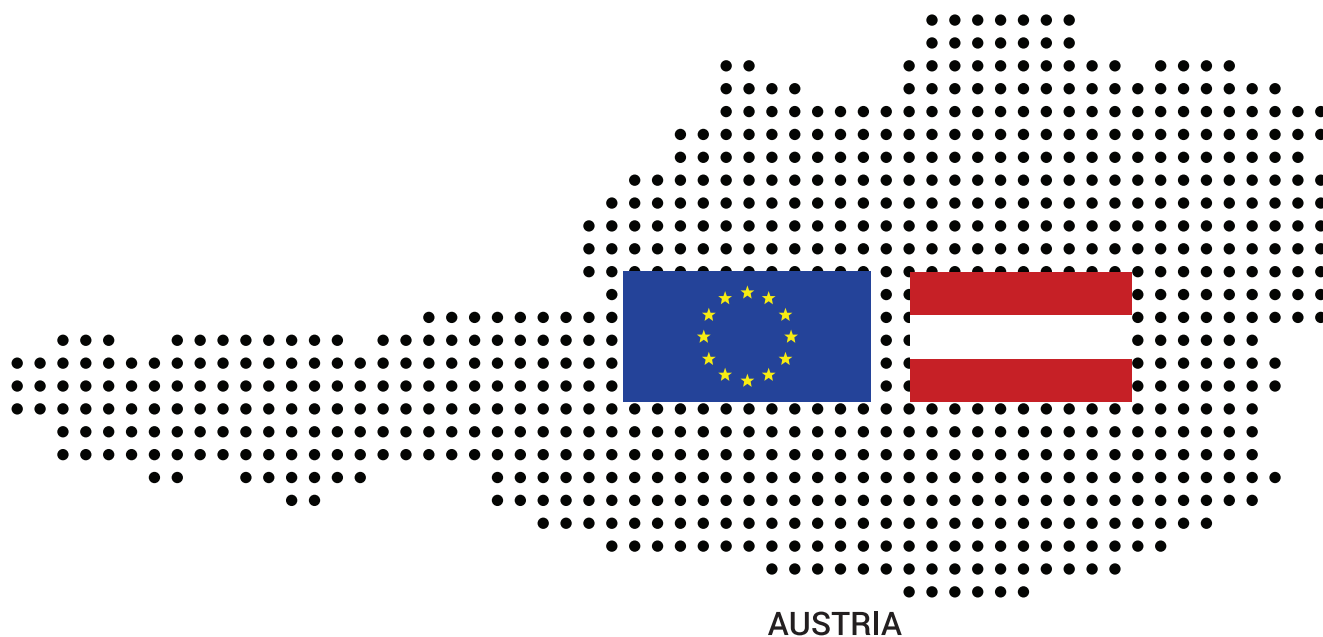


DELLUX LIGHTING



**Manufactured in Austria
and China with *TRIDONIC* Technology**





12-Under Water
28 Pages

UNDERWATER LIGHT 12







IP68 IK06

For deck light,downlight,inground lights application !

Parameter

General Data

Item No.	DU-1011-0100-A(Deck)
Power	1.5 Watts
LED type	1 PC CREE XPE LED
Luminous flux	90~95 lm
CCT	2700K, 3000K, 4000K, 6000K, R/G/B/A
CRI	80+
Beam angle	15°, 25°, 38°, 45°, 60°, 120° optional.
Dimension	45 x 36 (mm) Diameter x Height
Cut out	40 mm
Net weight	0.165 kgs
Warranty	3 years
Certifications	CE, RoHS

Electrical Data

Input voltage	DC12V/DC24V
Insulation class	Class III
Cable	1PC rubber cable 1M H05RN-F 2x1mm square
Driver	Low voltage constant current output, excluding the transformer

Construction Data

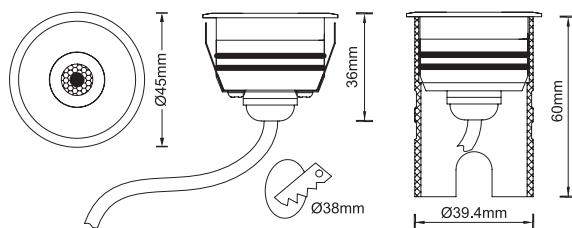
IP rating	IP68 Waterproof
IK rating	IK06
Housing	Solid Passivated (Anodizing) Aluminum CNC machined as standard, (Stainless steel 316 as options)
Protection finishing	20~25μm thickness anodized film for Aluminum housing.
Trim	Stainless steel 316
Glass	Step tempered Glass. T=4mm.
Loading capacity	320 kgs
Cable Gland	PG7 IP68, Glue
Gasket	O-ring PMQ silicone seal

Accessories

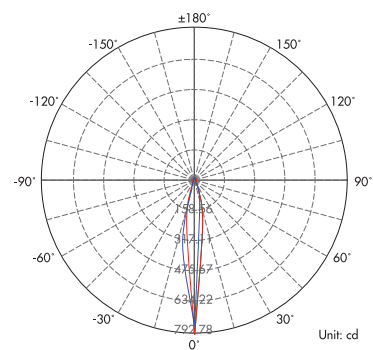
Mounting Sleeve	Anti-corrosion grey PVC mounting sleeve as optional
Clip	With clip as deck light or downlight



Dimension



Light Distribution Curve (3000K, 25°)



Lux distance Curve (3000K, 25°)




2m	198.19 LUX	0.5m	0.5m
4m	49.55 LUX	1.1m	1.1m
6m	22.02 LUX	1.6m	1.6m
8m	12.39 LUX	2.1m	2.2m
10m	7.93 LUX	2.6m	2.7m
12m	5.51 LUX	3.2m	3.3m

Vert.Spread:15.1

Horiz.Spread:15.4

Illumination Picture (25°)





IP68 IK06

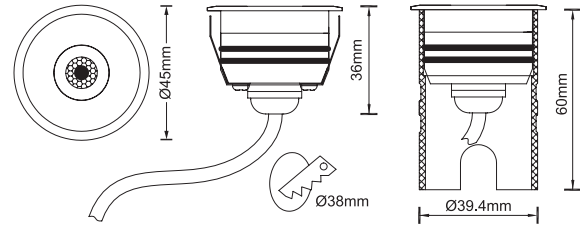
For deck light,downlight,inground lights application !

Parameter

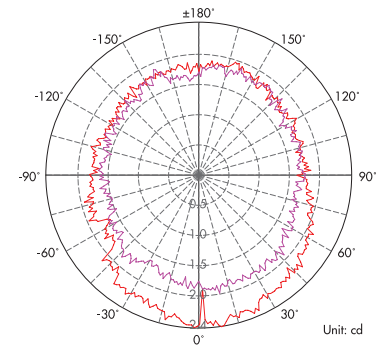
General Data	
Item No.	DU-1011-0100-A(Milky White)
Power	1.5 Watts
LED type	1 PC CREE XPE LED
Luminous flux	60~70 lm
CCT	2700K, 3000K, 4000K, 6000K, R/G/B/A
CRI	80+
Beam angle	120° with milky white class
Dimension	45 x 36 (mm) Diameter x Height
Cut out	40 mm
Net weight	0.165 kgs
Warranty	3 years
Certifications	CE, RoHS
Electrical Data	
Input voltage	DC12V/DC24V
Insulation class	Class III
Cable	1PC rubber cable 1M H05RN-F 2x1mm square
Driver	Low voltage constant current output, excluding the transformer
Construction Data	
IP rating	IP68 Waterproof
IK rating	IK06
Housing	Solid Passivated (Anodizing) Aluminum CNC machined as standard, (Stainless steel 316 as options)
Protection finishing	20~25μm thickness anodized film for Aluminum housing.
Trim	Stainless steel 316
Glass	Step tempered Glass painted in milky white.T=4mm.
Loading capacity	320 kgs
Cable Gland	PG7 IP68, Glue
Gasket	O-ring PMQ silicone seal
Accessories	
Mounting Sleeve	Anti-corrosion grey PVC mounting sleeve as optional
Clip	With clip as deck light or downlight



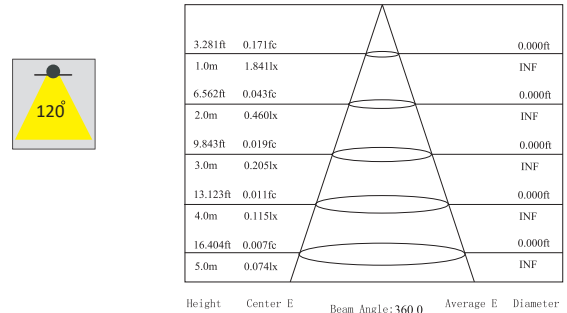
Dimension




Light Distribution Curve (3000K,120°)



Lux distance Curve (3000K,120°)



Illumination Picture (120°)





IP68 IK06

For inground lights and underwater lights application !

Use only in permanent immersion in water as to avoid damaging to LED!

Parameter

General Data

Item No.	DU-1011-0100-A-316
Power	1.5 watts (3 watts optional for underwater)
LED type	1 PC CREE XPE LED
Luminous flux	90~95 lm
CCT	2700K, 3000K, 4000K, 6000K, R/G/B/A
CRI	80+
Beam angle	25°, 15°, 38°, 45°, 60°, 120° optional.
Dimension	45 x 36 (mm) Diameter x Height
Cut out	40 mm
Net weight	0.165 kgs
Warranty	3 years
Certifications	CE, RoHS

Electrical Data

Input voltage	DC12V/DC24V
Insulation class	Class III
Cable	1PC rubber cable 1M H05RN-F 2x1mm square
Driver	Low voltage constant current output, excluding the transformer

Construction Data

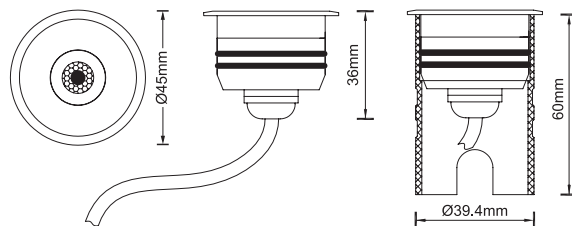
IP rating	IP68 Waterproof
IK rating	IK06
Housing	Stainless steel 316 as standard, (solid Passivated (Anodizing) Aluminum CNC machined as options)
Protection finishing	20~25μm thickness anodized film for Aluminum housing.
Trim	Stainless steel 316
Glass	Step tempered Glass. T=4mm.
Loading capacity	320 kgs
Cable Gland	PG7 IP68, Glue
Gasket	O-ring PMQ silicone seal

Accessories

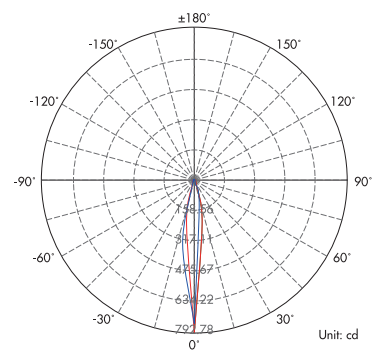
Mounting Sleeve	Anti-corrosion grey PVC
-----------------	-------------------------



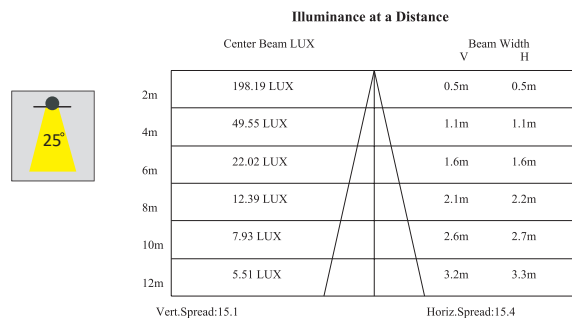
Dimension




Light Distribution Curve (3000K, 25°)



Lux distance Curve (3000K, 25°)



Illumination Picture (25°)





IP68 IK06

RGB

Use only in permanent immersion in water as to avoid damaging to LED!

Parameter

General Data

Item No.	DU-1011-0100 (RGB)-A
Power	3 Watts
LED type	1PC 3030 RGB LED
Luminous flux	/
CCT	RGB
CRI	/
Beam angle	15°, 25°, 38°, 45°, 60°, 120°
Dimension	Ø45 x 36 (mm) Diameter x length
Cut out	40 mm
Net weight	0.18 kgs
Warranty	3 years
Certifications	CE, RoHS

Electrical Data

Input voltage	DC12V
Insulation class	Class III
Cable	1PC rubber cable 1M H05RN-F 5x0.5mm square
Driver	Low voltage input, constant current output, excluding the transformer

Construction Data

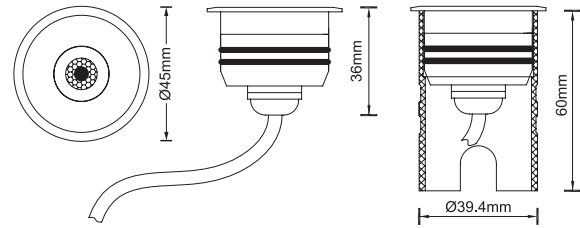
IP rating	IP68 Waterproof
IK rating	IK06
Housing	Stainless steel 316
Protection finishing	Stainless steel 316
Trim	Stainless steel 316
Glass	Step tempered Glass. T=4mm.
Loading capacity	320 kgs
Cable Gland	PG gland
Gasket	O-ring PMQ silicone seal

Accessories

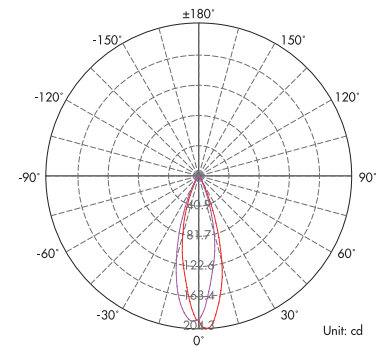
Mounting Sleeve	Anti-corrosion grey PVC tube (Convex type box as options)
-----------------	---



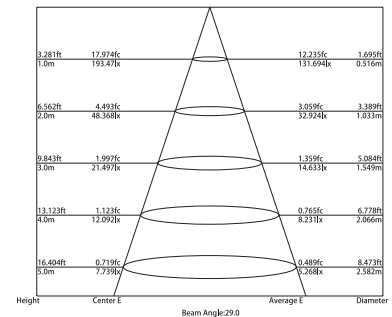
Dimension




Light Distribution Curve (RGB, 45°)



Lux distance Curve (RGB, 45°)



Illumination Picture (45°)





IP68 IK09

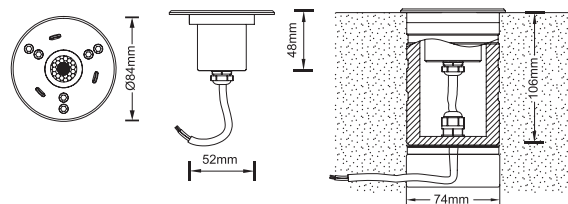
Use only in permanent immersion in water as to avoid damaging to LED!

R G B
Parameter

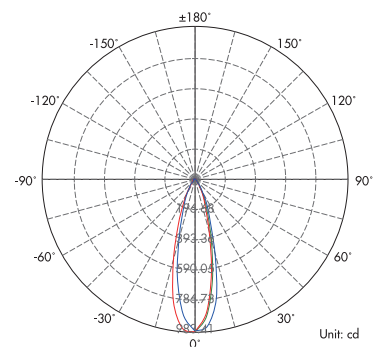
General Data	
Item No.	DU-3006-0500-A / UL-3006-0700-A
Power	5 Watts (7 watts as options)
LED type	1 PC 5W CREE COB LED (7W COB LED as options)
Luminous flux	300~330 lm
CCT	2700K, 3000K, 4000K, 6000K, Blue
CRI	80+
Beam angle	25°, 40°
Dimension	84 x 48 (mm) Diameter x Height
Cut out	74 mm
Net weight	0.89 kgs
Warranty	3 years
Certifications	CE, RoHS
Electrical Data	
Input voltage	DC12V
Insulation class	Class III
Cable	1PC rubber cable 1M H05RN-F 2x1mm square
Driver	Low voltage constant current output, excluding the transformer
Construction Data	
IP rating	IP68 Waterproof
IK rating	IK09
Housing	Stainless steel 316
Protection finishing	/
Trim	Stainless steel 316
Glass	Step tempered Glass. T=10mm.
Loading capacity	2000 kgs
Cable Gland	PG7 IP68, glue
Gasket	O-ring PMQ silicone seal
Accessories	
Mounting Sleeve	High quality anti-corrosion Nylon PA66, CNC machined



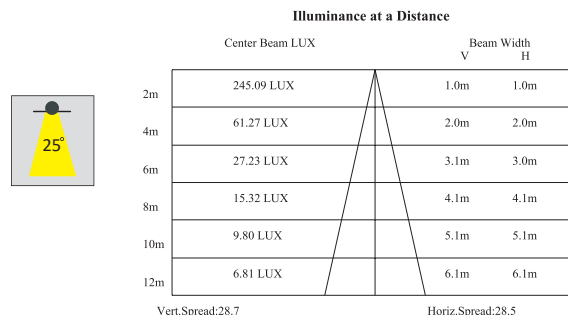
Dimension




Light Distribution Curve (3000K, 25°)



Lux distance Curve (3000K, 25°)



Illumination Picture (25°)





IP68 IK09

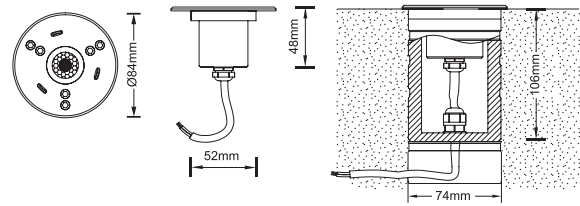
Use only in permanent immersion in water as to avoid damaging to LED!

R G B
Parameter

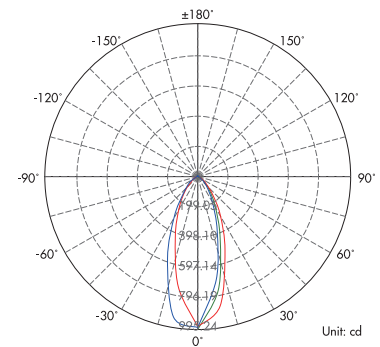
General Data	
Item No.	DU-3006-0900(RGB)-A
Power	9 Watts
LED type	1 PC 9W RGB 5050 SMD LED
Luminous flux	540 lm (All LEDs on)
CCT	RGB
CRI	70+
Beam angle	25°, 40°
Dimension	84 x 48 (mm) Diameter x Height
Cut out	74 mm
Net weight	0.96 kgs
Warranty	3 years
Certifications	CE, RoHS
Electrical Data	
Input voltage	DC12V
Insulation class	Class III
Cable	1PC rubber cable 1.5M H05RN-F 4x0.75mm square
Driver	Low voltage constant current output, excluding the transformer
Construction Data	
IP rating	IP68 Waterproof
IK rating	IK09
Housing	Stainless steel 316
Protection finishing	/
Trim	Stainless steel 316
Glass	Step tempered Glass. T=10mm.
Loading capacity	2000 kgs
Cable Gland	PG9 IP68, glue
Gasket	O-ring PMQ silicone seal
Accessories	
Mounting Sleeve	High quality anti-corrosion Nylon PA66, CNC machined



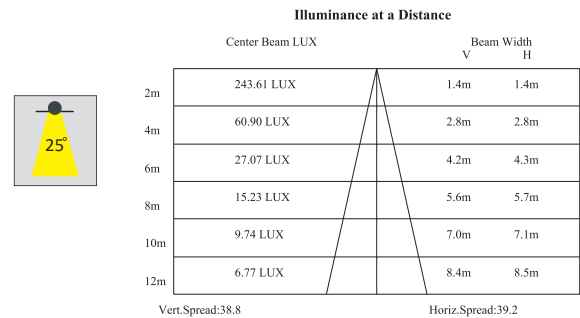
Dimension



Light Distribution Curve (RGB, 25°)



Lux distance Curve (RGB, 25°)



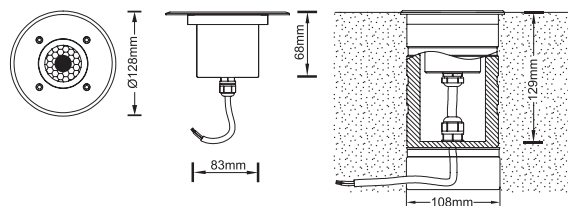
Illumination Picture (25°)



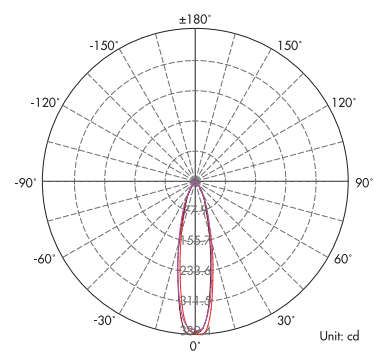


IP68 IK09

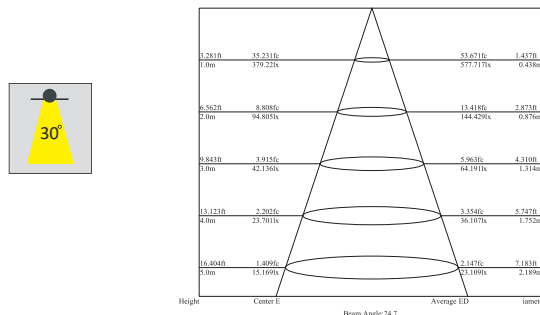
Dimension



Light Distribution Curve (3000K, 30°)



Lux distance Curve (3000K, 30°)



Use only in permanent immersion in water as to avoid damaging to LED!
Parameter

General Data	
Item No.	DU-6003-1200-A/UL-6003-1800-A
Power	12 Watts (18 watts as options)
LED type	1 PC 12W CREE COB LED
Luminous flux	800~900 lm
CCT	2700K, 3000K, 4000K, 6000K
CRI	80+
Beam angle	10°, 23°, 36°
Dimension	128 x 68 (mm) Diameter x Height
Cut out	108 mm
Net weight	2.25 kgs
Warranty	3 years
Certifications	CE, RoHS
Electrical Data	
Input voltage	DC12V
Insulation class	Class III
Cable	1PC rubber cable 1M H05RN-F 2x1mm square
Driver	Low voltage constant current output, excluding the transformer
Construction Data	
IP rating	IP68 Waterproof
IK rating	IK09
Housing	Stainless steel 316
Protection finishing	/
Trim	Stainless steel 316
Glass	Step tempered Glass. T=10mm.
Loading capacity	2000 kgs
Cable Gland	PG7 IP68, glue
Gasket	O-ring PMQ silicone seal
Accessories	
Mounting Sleeve	High quality anti-corrosion Nylon PA66,CNC machined



Illumination Picture (30°)





IP68 IK09

RGB / RGBW

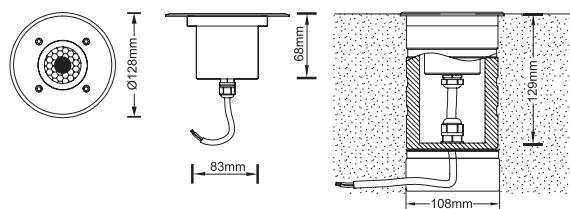
Use only in permanent immersion in water as to avoid damaging to LED!

Parameter

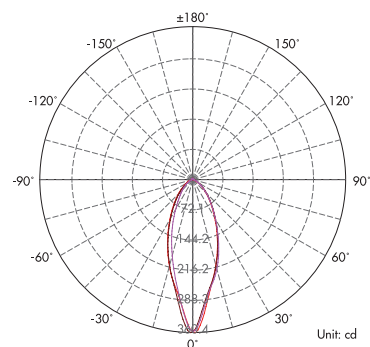
General Data	
Item No.	DU-6003-1800 (RGB)-A / UL-6003-1800-RGBW-A
Power	18 Watts
LED type	1PC 18W OSRAM RGB / RGBW LED
Luminous flux	1080lm (All LEDs on)
CCT	RGB / RGBW (W:3000K, 4000K, 6000K optional)
CRI	70+
Beam angle	30°
Dimension	128 x 68 (mm) Diameter x Height
Cut out	108 mm
Net weight	2.32 kgs
Warranty	3 years
Certifications	CE, RoHS
Electrical Data	
Input voltage	DC12V
Insulation class	Class III
Cable	1PC rubber cable 1.5M H05RN-F 4 or 5x0.75mm square
Driver	Low voltage constant current output, excluding the transformer
Construction Data	
IP rating	IP68 Waterproof
IK rating	IK09
Housing	Stainless steel 316
Protection finishing	/
Trim	Stainless steel 316
Glass	Step tempered Glass. T=10mm.
Loading capacity	2000 kgs
Cable Gland	PG9 IP68, glue
Gasket	O-ring PMQ silicone seal
Accessories	
Mounting Sleeve	High quality anti-corrosion Nylon PA66,CNC machined



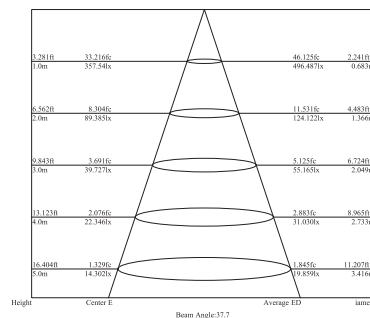
Dimension



Light Distribution Curve (RGB, 30°)



Lux distance Curve (RGB, 30°)



Illumination Picture (30°)

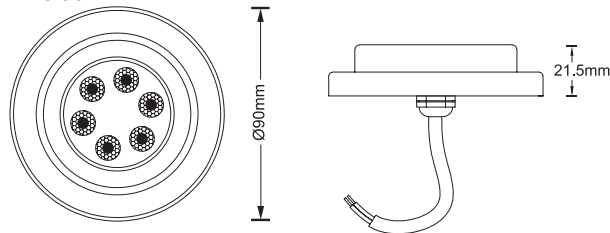




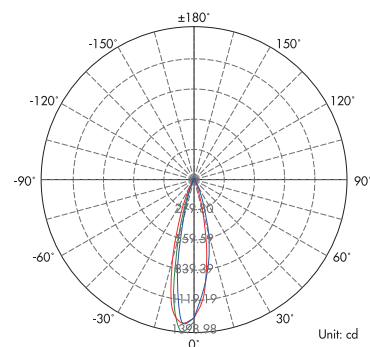


IP68 IK07

Dimension

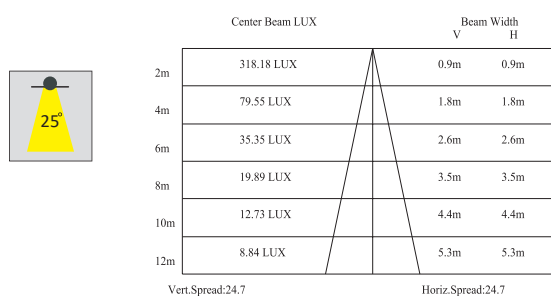


Light Distribution Curve (3000K, 25°)



Lux distance Curve (3000K, 25°)

Illuminance at a Distance

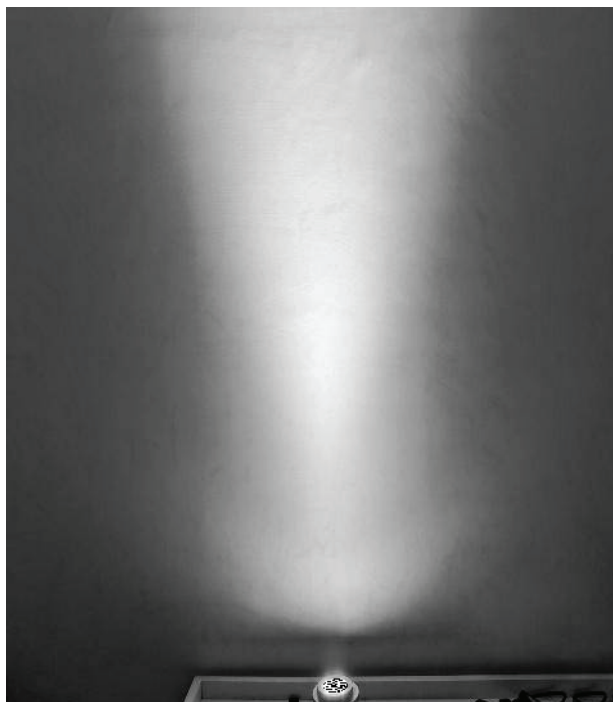


Use only in permanent immersion in water as to avoid damaging to LED!

Parameter

General Data	
Item No.	DU-6004-0600-A
Power	6 Watts
LED type	6 PCS 1W OSRAM LED
Luminous flux	420~450 lm
CCT	2700K, 3000K, 4000K, 6000K
CRI	80+
Beam angle	15°, 25°, 40°
Dimension	90x21.5 (mm) Diameter x Height
Cut out	/
Net weight	0.54kgs
Warranty	3 years
Certifications	CE, RoHS
Electrical Data	
Input voltage	DC12V
Insulation class	Class III
Cable	1 x cable 1M H05RN-F 2x1mm square to open wires
Driver	Low voltage constant current output, excluding the transformer
Construction Data	
IP rating	IP68 Waterproof
IK rating	IK07
Housing	Stainless steel 316
Protection finishing	/
Trim	Stainless steel 316
Glass	Step tempered Glass. T=5mm.
Loading capacity	610 kgs
Cable Gland	PG7 IP68
Gasket	O-ring PMQ silicone seal
Accessories	
Mounting Sleeve	3 PCS SS304 Screws with mounting parts.

Illumination Picture (25°)





IP68 IK07

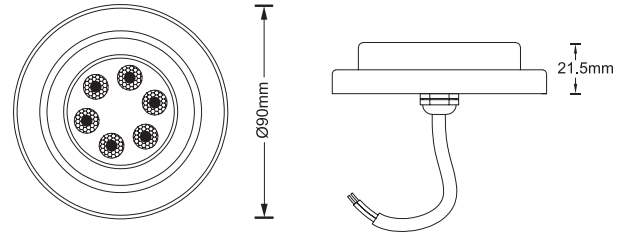
RGB

Use only in permanent immersion in water as to avoid damaging to LED! Parameter

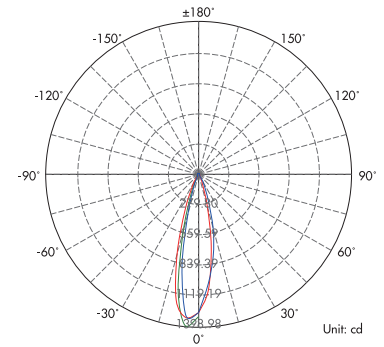
General Data	
Item No.	DU-6004-0600-RGB-A
Power	6 Watts
LED type	6PCS 1W 3in1 RGB LED
Luminous flux	/
CCT	RGB
CRI	/
Beam angle	15°, 25°, 40°
Dimension	90x 21 (mm) Diameter x Height
Cut out	/
Net weight	0.54kgs
Warranty	3 years
Certifications	CE, RoHS
Electrical Data	
Input voltage	DC12V
Insulation class	Class III
Cable	1 x cable 1M H05RN-F 2x1mm square to open wires
Driver	Low voltage constant current output, excluding the transformer
Construction Data	
IP rating	IP68 Waterproof
IK rating	IK07
Housing	Stainless steel 316
Protection finishing	/
Trim	Stainless steel 316
Glass	Step tempered Glass. T=5mm.
Loading capacity	610 kgs
Cable Gland	PG7 IP68
Gasket	O-ring PMQ silicone seal
Accessories	
Mounting Sleeve	3 PCS S5304 Screws with mounting parts for surface mounting.



Dimension



Light Distribution Curve (RGB)




Lux distance Curve (RGB)

Illuminance at a Distance			
	Center Beam LUX	Beam Width V	Beam Width H
2m	318.18 LUX	0.9m	0.9m
4m	79.55 LUX	1.8m	1.8m
6m	35.35 LUX	2.6m	2.6m
8m	19.89 LUX	3.5m	3.5m
10m	12.73 LUX	4.4m	4.4m
12m	8.84 LUX	5.3m	5.3m

Vert.Spread:24.7 Horiz.Spread:24.7

Illumination Picture (RGB)





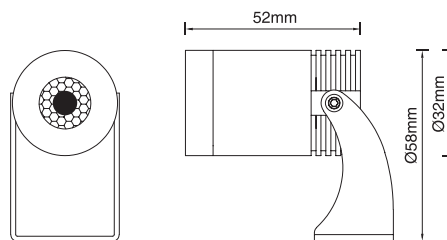
IP68 IK04

Use only in permanent immersion in water as to avoid damaging to LED!
Parameter

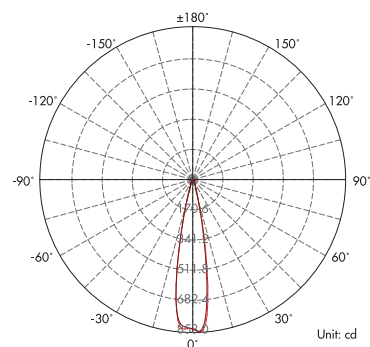
General Data	
Item No.	DU-1004-0300-A
Power	3 Watts
LED type	1PC CREE XPE LED
Luminous flux	110~130 lm
CCT	2700K, 3000K, 4000K, 6000K
CRI	80+
Beam angle	10°, 15°, 30°, 45°, 60°
Dimension	Ø32x52 (mm) Diameter x length
Cut out	/
Net weight	0.3 kgs
Warranty	3 years
Certifications	CE, RoHS
Electrical Data	
Input voltage	DC 12V
Insulation class	Class III
Cable	1PC rubber cable 1M H05RN-F 2x1mm square
Driver	Low voltage constant current driver without transformer
Construction Data	
IP rating	IP68 Waterproof
IK rating	IK04
Housing	Stainless steel 316
Protection finishing	Stainless steel 316
Trim	Stainless steel 316
Glass	Tempered Glass. T=2mm.
Loading capacity	220 kgs
Cable Gland	PG gland
Gasket	O-ring PMQ silicone seal
Accessories	
Spike	PVC spike as optional
Round base	With SS304 round base as optional



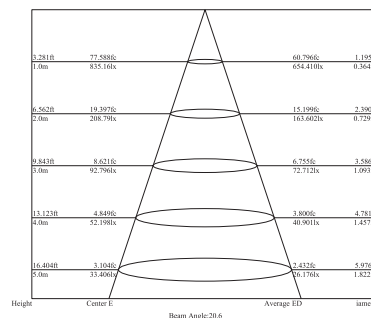
Dimension



Light Distribution Curve (3000K, 25°)



Lux distance Curve (3000K, 25°)





IP68 IK04

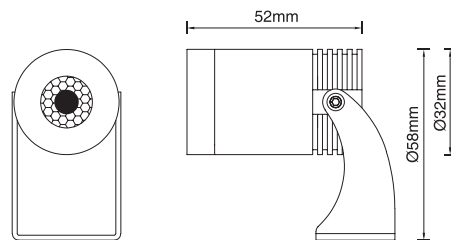
RGB / RGBW

Use only in permanent immersion in water as to avoid damaging to LED! Parameter

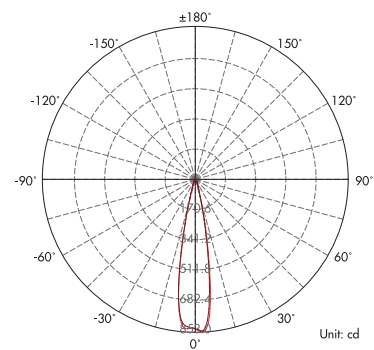
General Data	
Item No.	DU-1004-0300-RGBW-A
Power	3 Watts
LED type	1 PC 3W RGBW LED
Luminous flux	/
CCT	RGBW3000K or RGBW4000K, or RGBW6000K
CRI	/
Beam angle	10°, 15°, 30°, 45°, 60°
Dimension	Ø32x52 (mm) Diameter x length
Cut out	/
Net weight	0.35 kgs
Warranty	3 years
Certifications	CE, RoHS
Electrical Data	
Input voltage	DC12V
Insulation class	Class III
Cable	1PC rubber cable 1M H05RN-F 5x0.5mm square
Driver	Low voltage input, constant current output, excluding the transformer
Construction Data	
IP rating	IP68 Waterproof
IK rating	IK04
Housing	Stainless steel 316
Protection finishing	Stainless steel 316
Trim	Stainless steel 316
Glass	Tempered Glass. T=2mm
Loading capacity	220 kgs
Cable Gland	PG gland
Gasket	O-ring PMQ silicone seal
Accessories	
Spike	PVC spike as optional
Round base	With SS304 round base as optional



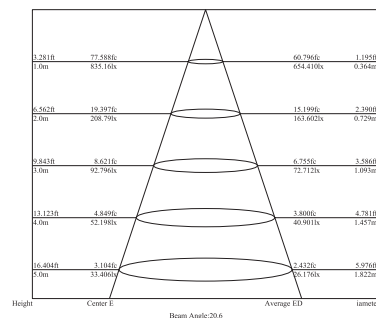
Dimension




Light Distribution Curve (3000K, 25°)



Lux distance Curve (3000K, 25°)



Illumination Picture (25°)





IP68 IK04

Use only in permanent immersion in water as to avoid damaging to LED!

Parameter

General Data

Item No.	DU-1010-0800-A
Power	8 Watts
LED type	1 PC 8W CREE COB LED
Luminous flux	500~550 lm
CCT	2700K, 3000K, 4000K, 6000K
CRI	80+
Beam angle	15°, 24°, 36°, 60°
Dimension	Ø44 x 90 (mm) Diameter x length
Cut out	/
Net weight	0.7 kgs
Warranty	3 years
Certifications	CE, RoHS

Electrical Data

Input voltage	DC12V
Insulation class	Class III
Cable	1PC rubber cable 1M H05RN-F 2x1mm square
Driver	Low voltage input, constant current output, excluding the transformer

Construction Data

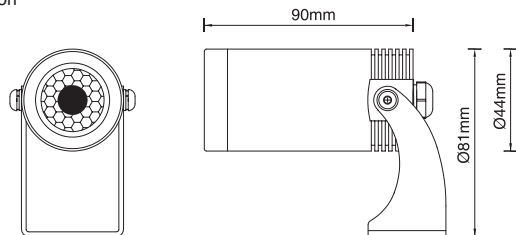
IP rating	IP68 Waterproof
IK rating	IK04
Housing	Stainless steel 316
Protection finishing	Stainless steel 316
Trim	Stainless steel 316
Glass	Tempered Glass. T=2mm.
Loading capacity	220 kgs
Cable Gland	PG gland
Gasket	O-ring PMQ silicone seal

Accessories

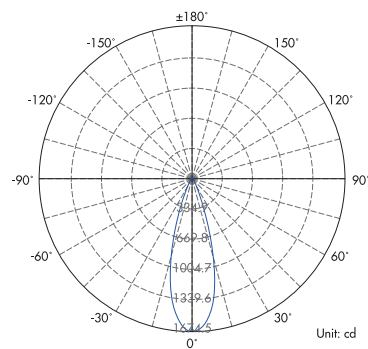
Spike	PVC spike as optional
Round base	With SS304 round base as optional



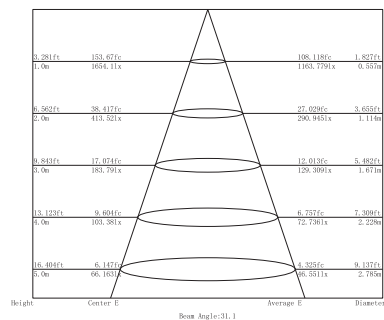
Dimension




Light Distribution Curve (3000K, 36°)



Lux distance Curve (3000K, 36°)



Illumination Picture (36°)





IP68 IK04

RGB / RGBW

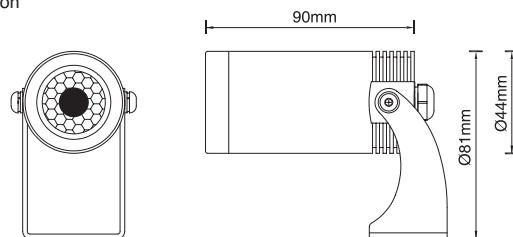
Use only in permanent immersion in water as to avoid damaging to LED!

Parameter

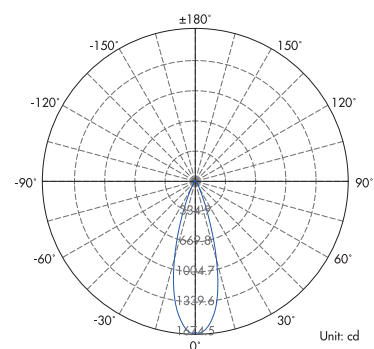
General Data	
Item No.	DU-1010-0800-RGBW-A
Power	8 Watts
LED type	1 PC 8W RGBW LED
Luminous flux	/
CCT	RGBW3000K or RGBW4000K or RGBW6000K
CRI	/
Beam angle	15°,24°,36°,60°
Dimension	Ø44 x 90 (mm) Diameter x length
Cut out	/
Net weight	0.75 kgs
Warranty	3 years
Certifications	CE, RoHS
Electrical Data	
Input voltage	DC12V
Insulation class	Class III
Cable	1PC rubber cable 1M H05RN-F 5x0.5mm square
Driver	Low voltage input, constant current output, excluding the transformer
Construction Data	
IP rating	IP68 Waterproof
IK rating	IK04
Housing	Stainless steel 316
Protection finishing	Stainless steel 316
Trim	Stainless steel 316
Glass	Tempered Glass. T=2mm.
Loading capacity	220 kgs
Cable Gland	PG gland
Gasket	O-ring PMQ silicone seal
Accessories	
Spike	PVC spike as optional
Round base	With SS304 round base as optional



Dimension



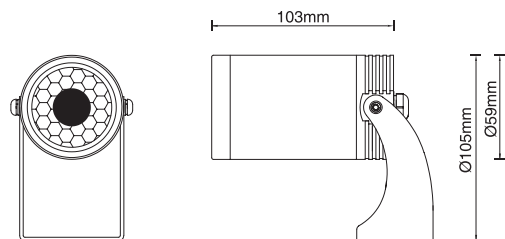
Light Distribution Curve (3000K, 36°)



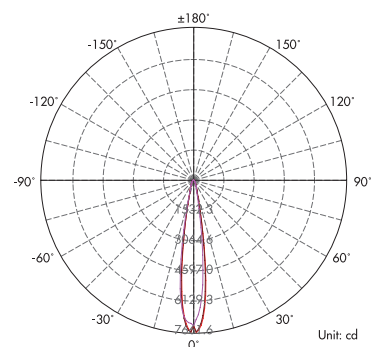


IP68 IK04

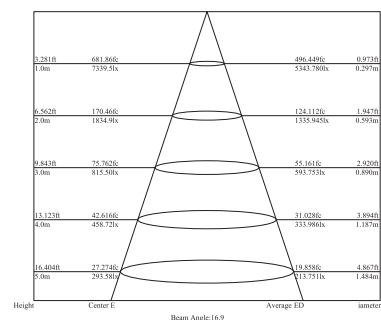
Dimension




Light Distribution Curve (3000K, 10°)



Lux distance Curve (3000K, 10°)



Illumination Picture (10°)



Use only in permanent immersion in water as to avoid damaging to LED!

Parameter

General Data

Item No.	DU-15W-COB-1500-A
Power	15 Watts
LED type	1 PC 15W CREE COB LED
Luminous flux	1000~1050 lm
CCT	2700K, 3000K, 4000K, 6000K
CRI	80+
Beam angle	10°, 23°, 36°
Dimension	Ø59 x 103 (mm) Diameter x length
Cut out	/
Net weight	1.1 kgs
Warranty	3 years
Certifications	CE, RoHS

Electrical Data

Input voltage	DC12V
Insulation class	Class III
Cable	1PC rubber cable 1M H05RN-F 2x1mm square
Driver	Low voltage input, constant current output, excluding the transformer

Construction Data

IP rating	IP68 Waterproof
IK rating	IK04
Housing	Stainless steel 316
Protection finishing	Stainless steel 316
Trim	Stainless steel 316
Glass	Tempered Glass. T=2mm.
Loading capacity	220 kgs
Cable Gland	PG gland
Gasket	O-ring PMQ silicone seal

Accessories

Spike	PVC spike as optional
Round base	With SS304 round base as optional





IP68 IK04

RGB / RGBW

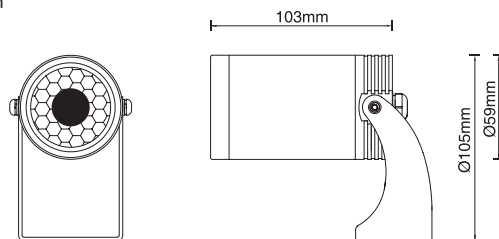
Use only in permanent immersion in water as to avoid damaging to LED!

Parameter

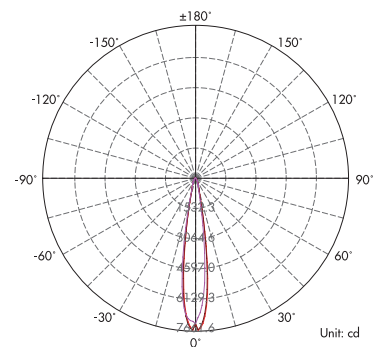
General Data	
Item No.	DU-15W-COB-1500-RGBW-A
Power	15 Watts
LED type	1 PC 15W RGBW LED
Luminous flux	/
CCT	RGBW3000K or RGBW4000K or RGBW6000K
CRI	/
Beam angle	10°, 23°, 36°
Dimension	Ø59 x 103 (mm) Diameter x length
Cut out	/
Net weight	1.15 kgs
Warranty	3 years
Certifications	CE, RoHS
Electrical Data	
Input voltage	DC12V
Insulation class	Class III
Cable	1PC rubber cable 1M H05RN-F 5x0.5mm square
Driver	Low voltage input, constant current output, excluding the transformer
Construction Data	
IP rating	IP68 Waterproof
IK rating	IK04
Housing	Stainless steel 316
Protection finishing	Stainless steel 316
Trim	Stainless steel 316
Glass	Tempered Glass. T=2mm.
Loading capacity	220 kgs
Cable Gland	PG gland
Gasket	O-ring PMQ silicone seal
Accessories	
Spike	PVC spike as optional
Round base	With SS304 round base as optional



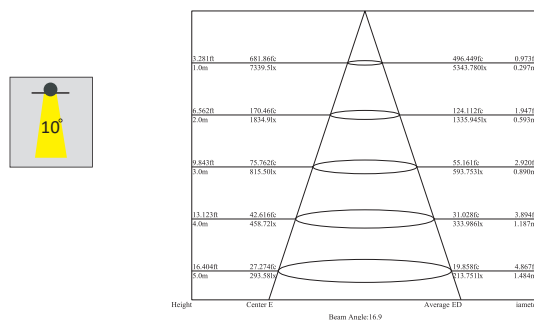
Dimension



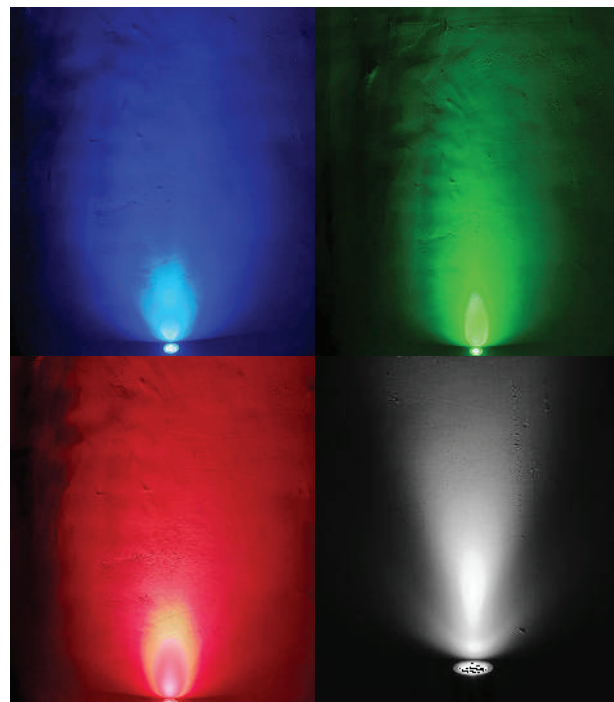
Light Distribution Curve (3000K, 10°)



Lux distance Curve (3000K, 10°)



Illumination Picture (10°)





IP68 IK09

Use only in permanent immersion in water as to avoid damaging to LED!

Parameter

General Data

Item No.	DU-6001-1200-B
Power	12 Watts +10%
LED type	6PCS 2W CREE XPE LED
Luminous flux	720 lm+10%
CCT	2700K, 3000K, 4000K, 6000K
CRI	80+
Beam angle	6°, 8°, 10°, 17°, 23°, 28°, 43°
Dimension	145*120*47 (mm) Height x Diameter x Thickness
Cut out	/
Net weight	1 kgs
Warranty	3 years
Certifications	CE, RoHS

Electrical Data

Input voltage	DC12V
Insulation class	Class III
Cable	1PC rubber cable 1M H05RN-F 2x1mm square
Driver	Low voltage input, constant current output, excluding the transformer

Construction Data

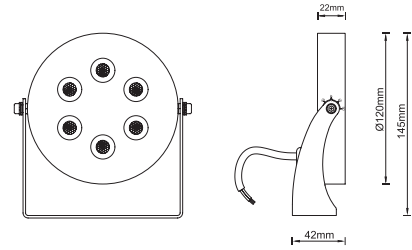
IP rating	IP68 Waterproof
IK rating	IK09
Housing	Stainless steel 316
Protection finishing	Stainless steel 316
Trim	Stainless steel 316
Glass	Tempered Glass. T=2mm.
Loading capacity	700 kgs
Cable Gland	PG gland
Gasket	O-ring PMQ silicone seal

Accessories

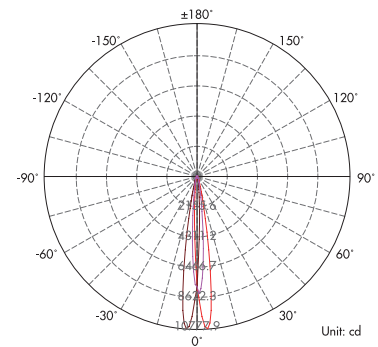
Spike PVC spike as optional



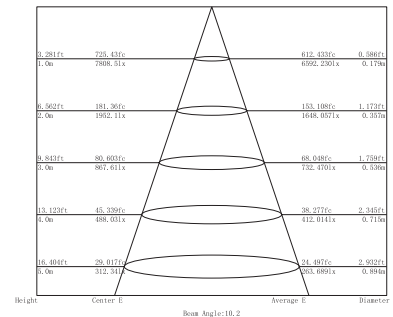
Dimension



Light Distribution Curve (3000K, 10°)




Lux distance Curve (3000K, 10°)



Illumination Picture (10°)





IP68 IK09

RGBW DMX512 Control

Use only in permanent immersion in water as to avoid damaging to LED!

Parameter

General Data

Item No.	DU-6001-1200(RGBW)-B
Power	12 Watts $\pm 10\%$
LED type	6 PCS 2W RGBW 3030 LED
Luminous flux	/
CCT	RGBW3000K or RGBW4000K or RGBW5500K
CRI	/
Beam angle	6°, 8°, 10°, 17°, 23°, 28°, 43°
Dimension	145*120*47 (mm) Height x Diameter x Thickness
Cut out	/
Net weight	1.05 kgs
Warranty	3 years
Certifications	CE, RoHS

Electrical Data

Input voltage	DC24V
Insulation class	Class III
Cable	1PC rubber cable 1M H05RN-F 5x0.5mm square
Driver	Low voltage input, constant current output, excluding the transformer With built-in DMX decoder for DMX control

Construction Data

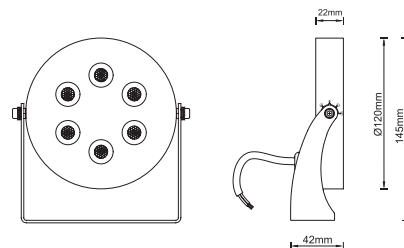
IP rating	IP68 Waterproof
IK rating	IK09
Housing	Stainless steel 316
Protection finishing	Stainless steel 316
Trim	Stainless steel 316
Glass	Tempered Glass. T=2mm.
Loading capacity	700 kgs
Cable Gland	PG gland
Gasket	O-ring PMQ silicone seal

Accessories

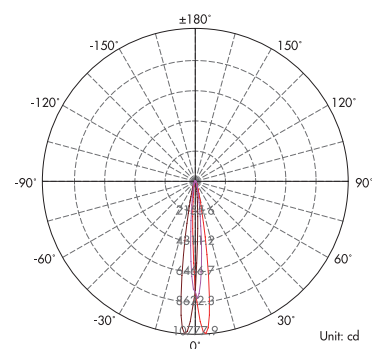
Spike PVC spike as optional



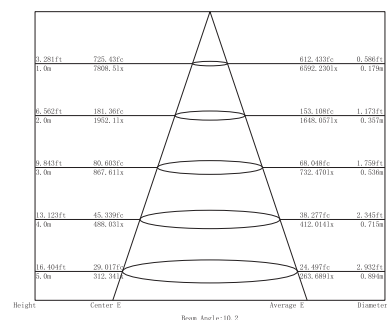
Dimension




Light Distribution Curve (3000K, 10°)



Lux distance Curve (3000K, 10°)



Illumination Picture (10°)









LED WALL WASHER SERIES

Products Features


These products are designed with stretched aluminium / solid aluminium, with Passivated (Anodizing) anti-corrosion finishing for housing in black color or grey color, optics PMMA lens with wonderful light output, tempered glass for high loading capacity, silicone gasket and cable gland for waterproof IP65 and high quality OSRAM LED.


These products are with CE, RoHS certifications, and the SAA, PSE, UL or ETL certifications will be available in the coming future.

Application

These lights are widely used in the exterior application, such as lighting walls, architectural features, landscape features for the hotel, the garden, the park, the building etc.

IP68 IK04



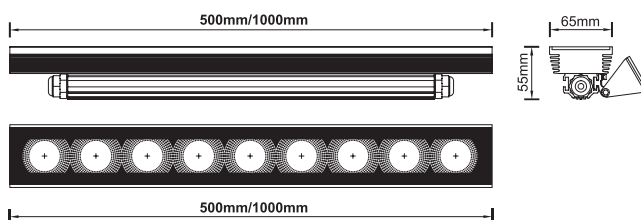


IP68 IK04

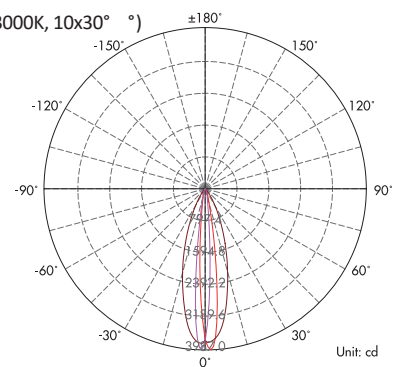
Parameter

General Data	
Item No.	LWW-9001-4800-A /LWW-1801-9600-A
Power	48 Watts /96 Watts
LED type	9PCS / 18PCS CREE XPG LED
Luminous flux	1920lm+/-10% /3840lm+/-10%
CCT	3000K, 4000K, 6000K
CRI	80+
Beam angle	5°, 8°, 12°, 24°, 36°, 60°, 10°30°
Dimension	500*65*55 mm / 1000*65*55 (L x W x H)
Cut out	/
Net weight	1.92 kgs
Warranty	3 years
Certifications	CE, RoHS
Electrical Data	
Input voltage	DC12V/ DC24V (AC100~240V version optional)
Insulation class	Class III
Cable	2 PCS rubber cable 20CM cables
Driver	Low voltage constant current output, excluding the transformer
Control	Stand alone
Construction Data	
IP rating	IP68 Waterproof
IK rating	IK04 for wall washer
Housing	Solid Passivated (Anodizing) Aluminum CNC machined
Protection finishing	20~25μm thickness anodized film for housing. Dark grey
Trim	Glass
Glass	Tempered Glass. T=3mm
Loading capacity	220kgs / 2000kgs
Cable Gland	PG9 IP68
Gasket	PMQ silicone gasket seal
Accessories	
Bracket	Aluminium bracket for wall washer

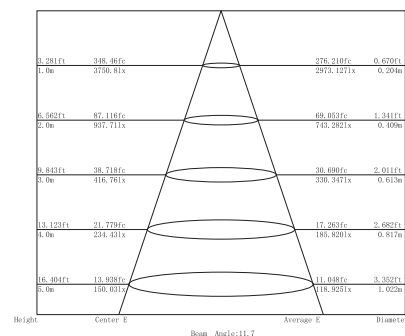
Dimension




Light Distribution Curve (3000K, 10x30° °)




Lux distance Curve (3000K, 10x30° °)



Illumination Picture (10x30°)



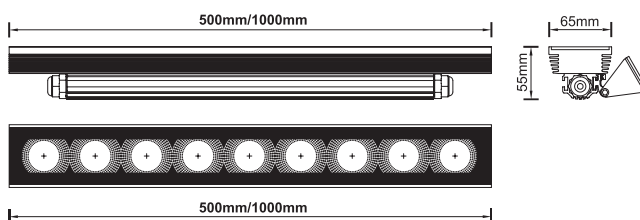


IP68 IK04

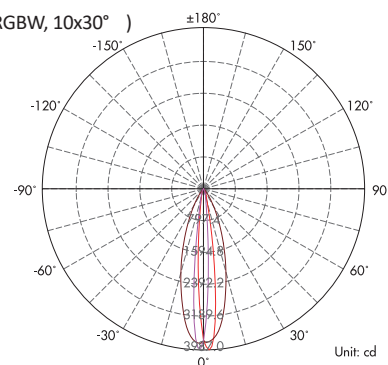
Parameter

General Data	
Item No.	LWW-9001-RGBW-A / LWW-1801-RGBW-A
Power	18 Watts / 36 Watts
LED type	9 PCS / 18 PCS x 4in1 RGBW 3030SMD LED
Luminous flux	720 lm / 1440lm
CCT	RGBW5500K
CRI	80+
Beam angle	5°, 8°, 12°, 24°, 36°, 60°, 10°30°
Dimension	500*65*55 mm / 1000*65*55L x W x H
Cut out	/
Net weight	1.92 kgs
Warranty	3 years
Certifications	CE, RoHS
Electrical Data	
Input voltage	DC12V
Insulation class	Class III
Cable	2 PCS rubber cable 20CM cables
Driver	Low voltage constant current output, excluding the transformer
Control	Stand alone
Construction Data	
IP rating	IP68 Waterproof
IK rating	IK04 for wall washer
Housing	Solid Passivated (Anodizing) Aluminum CNC machined
Protection finishing	20~25μm thickness anodized film for housing. Dark grey
Trim	Glass
Glass	Tempered Glass. T=3mm
Loading capacity	220kgs
Cable Gland	PG9 IP68
Gasket	PMQ silicone gasket seal
Accessories	
Bracket	Aluminium bracket for wall washer

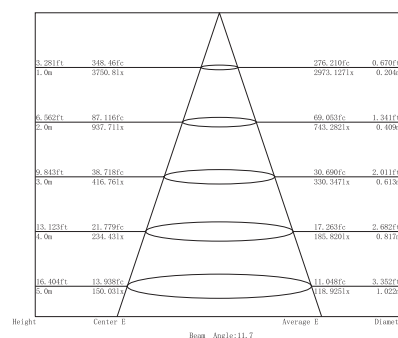
Dimension




Light Distribution Curve (RGBW, 10x30°)



Lux distance Curve (RGBW, 10x30°)



Illumination Picture (10x30°)





PRODUCT 2020 CATALOGUE

Sonnleithnergasse 2/4/44Wien 1100
Österreich
Vienna - Austril

Contact us:
T: +43 676 449 0575
E: info@deluxlight.eu